

Year 4: Pack 2

Handwriting activities for children and parents to use at home

Pupil log-in details

Username:

Password:

Swipecode:

0 0 0

0 0 0

0 0 0

Teachers! Write your pupil log-in details in here.

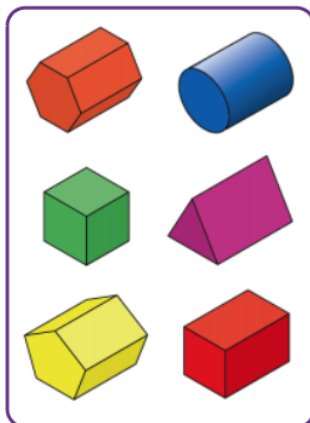
Maths

Learn some maths rules and shape names with these fun handwriting worksheets:

- Rounding numbers.
- Perimeter Rhyme.
- 2D Shapes Vocabulary 1.
- 3D Shapes 1.

For more practice, try these:

- 2D Shapes Vocabulary 2 (type 2D shapes into Search bar).
- 3D Shapes 2 (type 3D shapes into Search bar).
- Type 'times tables' into Search bar. Print out or copy the worksheets to practise your times tables.



French or Spanish

Complete these worksheets in another language to help you to focus on neat handwriting.

- The House
- In the Garden
- In the Kitchen

Search on Letter-join for 'French' or 'Spanish' to find more worksheets.

For more practice:

- Use Magic Words to trace the words.
- Try saying the words and phrases to your family members.



Battle of the Phonics

So you think you know your phonics? Challenge your friends and family to beat your score at PhonicsMatch!

1. Learn all the sounds and pictures for Phase 5 Phonics. Use the printed sheet or search for 'Phase 5' on Letter-join.
2. Then go to PhonicsMatch in the Fun section and select Phase 5.
3. Play three games and record your best time and number of moves.
4. Now, challenge your family to play to find who can win the Battle of the Phonics!
5. You could send in a photo of your best game to your teacher to discover who has the best score in your class.



Fun with words

Improve your vocabulary and impress your teacher! Have fun learning some new words:

- Type 'synonyms' into the Search bar and select '15 minute filler' activity.
- Start with 'Don't say good, say...' and follow the instructions to complete the activity.
- Now look at 'Don't say angry, say...' and then try the other pages.
- Impress your family and your teacher by using the words you learn.



Rounding Rhyme

Learn the rhyme below to help you remember the rule for rounding numbers. Copy it in your best handwriting.

1 2 3 4
5 6 7 8 9

1, 2, 3 and 4,

Don't frown,

Round them down.

5, 6, 7, 8, 9,

Don't get stuck,

Round them up.

Copy these examples of rounding to the nearest 10:

61 → 60 62 → 60 63 → 60 64 → 60

65 → 70 66 → 70 67 → 70 68 → 70 69 → 70

Use the rule above to help round these to the nearest ten:

61 →

55 →

42 →

93 →

36 →

57 →

83 →

44 →

19 →

72 →

Perimeter Rhyme

Learn the rhyme below to help you remember the rule for finding the perimeter. Copy it in your best hand writing.

Perimeter, perimeter

Goes all the way around.

Add the lengths of all the sides

And write your answer down!

Trace over the text and fill in the answers:



I am a square. My sides are all 4cm long.
My perimeter is _____ cm.




I am a hexagon. My sides are all 3cm long.
My perimeter is _____ cm.



I am a rectangle. Two of my sides are 2cm
and the other two are 5cm.
My perimeter is _____ cm.

If each of the squares below is 1cm, work out the perimeter of the shapes.



2D Shapes Vocabulary: 1

Copy and learn the names of the different quadrilaterals:



square



kite



trapezium



rectangle



rhombus



parallelogram

Copy and learn the names of the different triangles:



equilateral



scalene



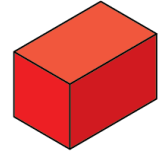
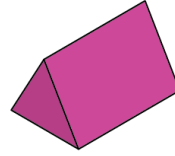
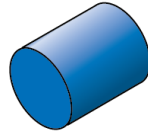
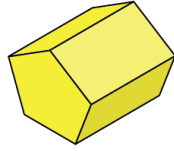
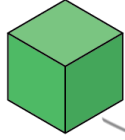
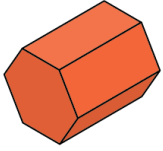
isosceles



right-angled

3D Shapes: 1

Match these 3D shapes with their names and fill in the table below.



cuboid

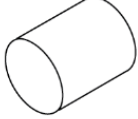
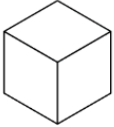
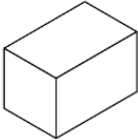
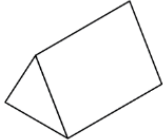
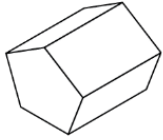
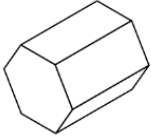
hexagonal
prism

cylinder

triangular
prism

cube

pentagonal
prism

Shape	Name	Faces	Vertices	Edges
				
				
				
				
				
				

Phase 5 Phonics

 a	 a-e	 ai	 ay	 ei
 ea	 e	 ee	 ea	 y
 ey	 e-e	 i	 y	 igh
 ie	 i-e	 o	 oa	 ow
 oe	 o-e	 u	 ue	 ew
 oo	 oe	 u-e	 ou	 ou
 ou	 ea	 ea	 ea	 ow
 ow	 oa	 oa	 oy	 ir
 aw	 wh	 ph	 au	

The House: La maison

Label the parts of a house in English and French using printed letters:

fence: la clôture

window: la fenêtre

driveway: l'allée

wall: le mur

garage: le garage

chimney: la cheminée

gate: l'entrée

roof: le toit

door: la porte



The House: La casa

Label the parts of a house in English and Spanish using printed letters:

fence: la valla

wall: la pared

gate: la entrada

window: la ventana

garage: el garaje

roof: el techo

drive: camino de entrada

chimney: la chimenea

door: la puerta



In the Kitchen: Dans la cuisine

Trace and copy the kitchen items in English and French:

This is a kettle.
C'est un bouilloire.



This is a microwave.
C'est un micro-ondes.



This is a toaster.
C'est un grille-pain.



This is a saucepan.
C'est une casserole.



This is a cooker.
C'est une cuisinière.



This is a fridge.
C'est un frigo.



In the Kitchen: En la cocina

Trace and copy the kitchen items in English and Spanish:

This is a kettle
Esto es un hervidor.



This is a microwave.
Eto es un microondas.



This is a toaster.
Esto es una tostadora.



This is a saucepan.
Esto es una cacerola.



This is a cooker.
Esto es una cocina.



This is a fridge.
Esto es una nevera.



