

Year 3: Pack 1

Handwriting activities for children and parents to use at home

Log in at www.letterjoin.co.uk using the details shown below.

Pupil log-in details

Username:

Password:

Swipecode:

○ ○ ○

○ ○ ○

○ ○ ○

Teachers! Write your pupil log-in details in here.

Graffiti wall

Make your part of a Graffiti wall for your classroom.

You will need: plain paper (A4 or A5), a pencil, coloured pencils, crayons, felt tips, etc.



- Type 'graffiti' into the Search bar and select the Graffiti wall image activity.
- Fill your paper by writing your name in cursive writing in pencil.
- Add colour and patterns to your name.
- Decorate the background.
- Bring back to school so we can put together a graffiti wall for our classroom.

Double letters

Practise double letters:

- Look at the Double letters: bb worksheet.
- Use Magic Words to help you practise the joins.
- Complete the worksheet neatly.
- Repeat this with the double letters: cc worksheet.




For more practice:

- Type 'double letters' into the search bar.
- Choose some letters to practise.
- Repeat the steps above and copy onto paper or into your book.

Numbers

Practise handwriting while improving maths spelling and vocabulary:

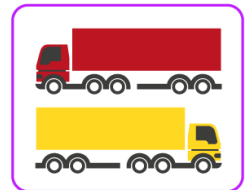
- Number operations.
- Number names and Roman numerals 1.
- Odd and even numbers.



Fun with words

Practise neat handwriting with these fun worksheets:


- Palindromes (words that read the same forwards and backwards)
- Tongue Twisters (phrases that are hard to say).



Word search

A fun way to practise those tricky spellings:

- Go to [Fun > Word Search](#).
- Search for the words.
- Write the words out neatly.
- Have a go at using them in a sentence.



DIY Dictation

Choose a family member to help you:

- Read the example sentences together.
- Each make up your own sentences using each of the verbs.
- Check that your partner can spell each of the verbs correctly.



Double letters: bb

Practise writing the double letters
in these words and sentences:



b b b b bb bb bb bb bb

hobby bubble chubby scribble ribbons

pebble slobber bobble robbery gobble

Robbie the rabbit nibbled some cabbage.

Mr Hobbs grabbed the stubborn robber.

Make up some more sentences containing bb words:

Double letters: cc

Practise writing the double letters
in these words and sentences:



c c c c cc cc cc

soccer accident succeed accuse account

accurate accent accept occasion occupation

Rebecca the raccoon occasionally gets hiccups.

Rocco accepted the succulent broccoli.

Make up some more sentences containing cc words:

Number operations

There are lots of different ways to describe the four maths actions.

Copy these in your best handwriting:



add _____

plus _____

sum of _____

total _____

and _____

increase _____

more than _____

altogether _____



take away _____

subtract _____

minus _____

difference _____

fewer _____

decrease _____

reduce _____

less than _____



multiply _____

times _____

lots of _____

groups of _____

product of _____

by _____



divide _____

share equally _____

quotient of _____

remainder _____

each _____

split _____

Number names and Roman numerals 1

Practise writing these numbers, number names and Roman numerals in your best handwriting.



1	_____	one	_____	I	_____
2	_____	two	_____	II	_____
3	_____	three	_____	III	_____
4	_____	four	_____	IV	_____
5	_____	five	_____	V	_____
6	_____	six	_____	VI	_____
7	_____	seven	_____	VII	_____
8	_____	eight	_____	VIII	_____
9	_____	nine	_____	IX	_____
10	_____	ten	_____	X	_____
11	_____	eleven	_____	XI	_____
12	_____	twelve	_____	XII	_____
13	_____	thirteen	_____	XIII	_____
14	_____	fourteen	_____	XIV	_____
15	_____	fifteen	_____	XV	_____
16	_____	sixteen	_____	XVI	_____
17	_____	seventeen	_____	XVII	_____
18	_____	eighteen	_____	XVIII	_____
19	_____	nineteen	_____	XIX	_____

Odd and even numbers

Copy this poem about odd and even numbers in your best handwriting



Zero, two, four, six, eight,

Being even is just great.

One, three, five, seven, nine,

Being odd, is just fine.

7	5	8	0	2	3	4	1	6	9
---	---	---	---	---	---	---	---	---	---

Write the even digits in these boxes:

<input type="text"/>	<input type="text"/>	<input type="text"/>	<input type="text"/>	<input type="text"/>
----------------------	----------------------	----------------------	----------------------	----------------------

Write the odd digits in these boxes:

<input type="text"/>	<input type="text"/>	<input type="text"/>	<input type="text"/>	<input type="text"/>
----------------------	----------------------	----------------------	----------------------	----------------------

Fill up the boxes with some more two-digit even numbers:

58	<input type="text"/>	<input type="text"/>	<input type="text"/>	<input type="text"/>	<input type="text"/>	<input type="text"/>
----	----------------------	----------------------	----------------------	----------------------	----------------------	----------------------

Fill up the boxes with some more two-digit odd numbers:

63	<input type="text"/>	<input type="text"/>	<input type="text"/>	<input type="text"/>	<input type="text"/>	<input type="text"/>
----	----------------------	----------------------	----------------------	----------------------	----------------------	----------------------

Palindromes: 1

Palindromes are words or sentences that read the same both forwards and backwards.

Copy these palindromes in your best handwriting and try not to make your writing too large:



noon

wow

dad

mum

nan

pop

Copy these palindrome sentences neatly:

No lemon, no melon.

Was it a cat I saw?

Never odd or even.

Sir, I'm Iris.

Pull up, if I pull up.

I moan, Naomi.


Leon sees Noel.

Don't nod

Challenge: make up your own palindromes.

Tongue twisters 1

A tongue twister is a phrase or sentence that is hard to say fast!



Copy these tongue twisters in your best handwriting and try not to make your writing too large:

Six sharp, smart sharks.

She sees cheese.

Red lorry, yellow lorry.

Blake's bike brake broke.

Mixed biscuits, mixed biscuits.

Three free throws.

Crisp crusts crackle crunchily.

Quick cooks cook cakes.

Now try these longer ones:

Fred fed Ted bread and Ted fed Fred bread.

Six stinky socks sit soaking in a sink.

Now practise saying them quickly!

DIY Dictation worksheet 1

Regular verbs: i

Working in pairs, both write three sentences in your best handwriting for each verb using a different form of the verb for each sentence.



Example: enjoy

Tim the troll *enjoyed* the party.

Ollie the ogre *enjoys* knitting.

Princess Belle is *enjoying* her boxing lesson.

paint

paint

paints

painting

laugh

laughed

laughs

laughing

Now dictate each sentence to your partner and say the verb for them to write down. Check that the spellings are correct.

Type 'DIY dictation' into the Search bar to find more of these worksheets.

