


Position

A place where something is.

The lamb is **above** the birds.

The flowers are **next to** the nest.



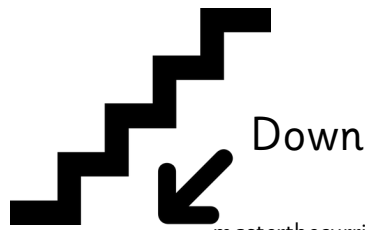
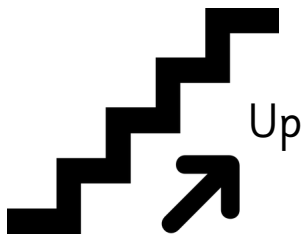
masterthecurriculum.co.uk

The trees are **behind** the bushes.



The rabbit is **on top of** the lamb.

Direction

The path taken when a person or object moves.






masterthecurriculum.co.uk



Up


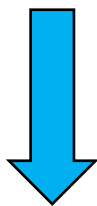

A movement from a lower to higher place.



masterthecurriculum.co.uk

Down

A movement from a higher to lower place.




masterthecurriculum.co.uk

Forwards

A movement that is going towards an object.

The car is moving forwards towards the house.



masterthecurriculum.co.uk

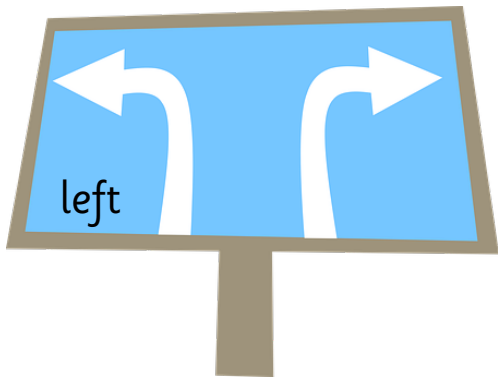
Backwards

The opposite of forwards.

The car is reversing. It is going backwards.

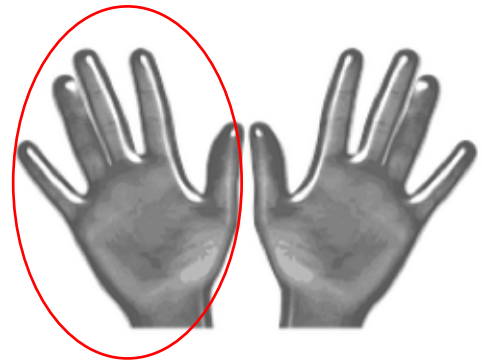


masterthecurriculum.co.uk

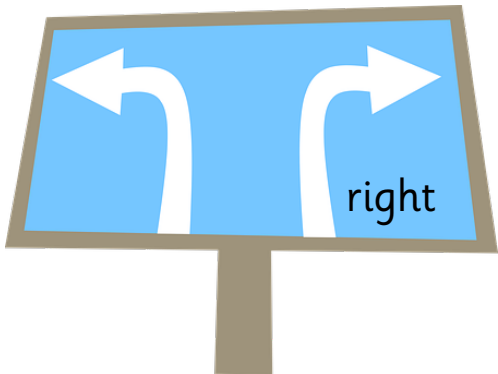


Left

A direction.

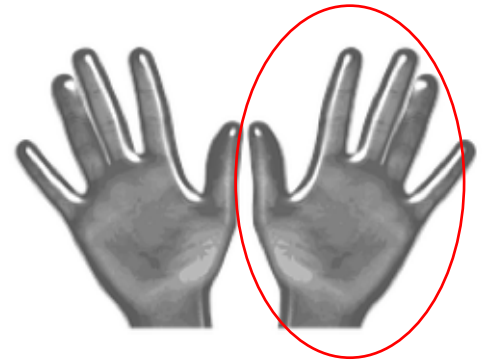


masterthecurriculum.co.uk



Right

A direction.




masterthecurriculum.co.uk

Turn

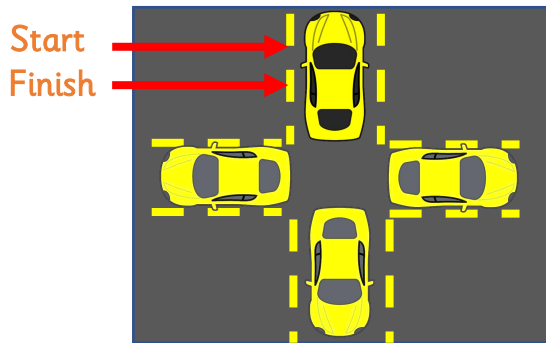
You can change direction by turning.

All of these objects spin which create turns.

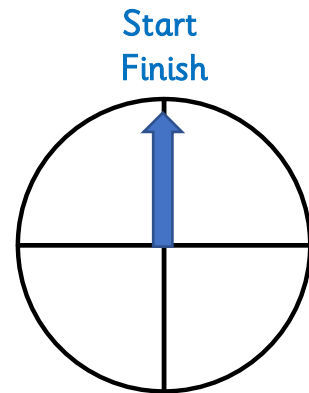


Full Turn

A type of turn.

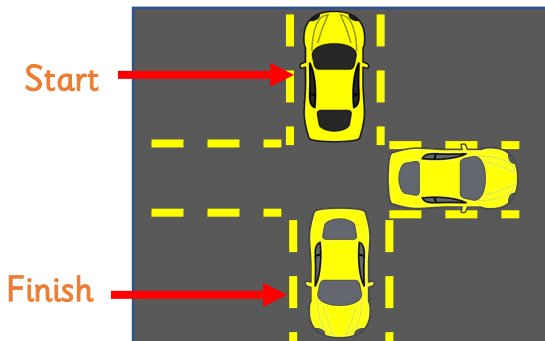


masterthecurriculum.co.uk

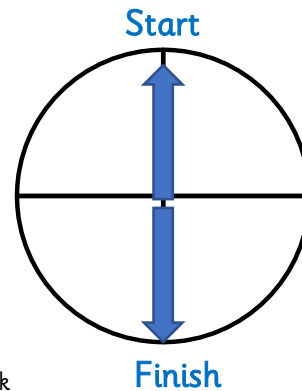


Half Turn

A type of turn.

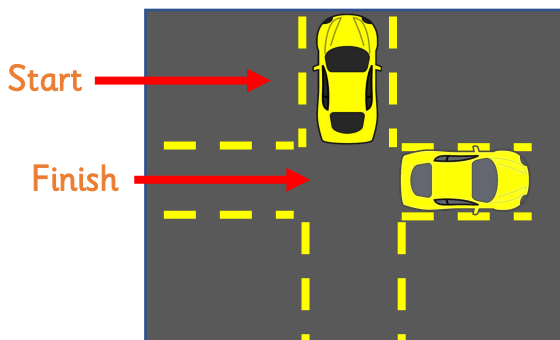


masterthecurriculum.co.uk

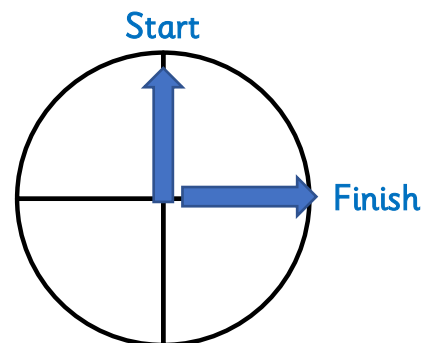


Quarter Turn

A type of turn.

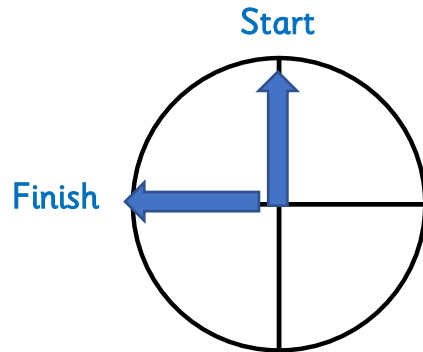
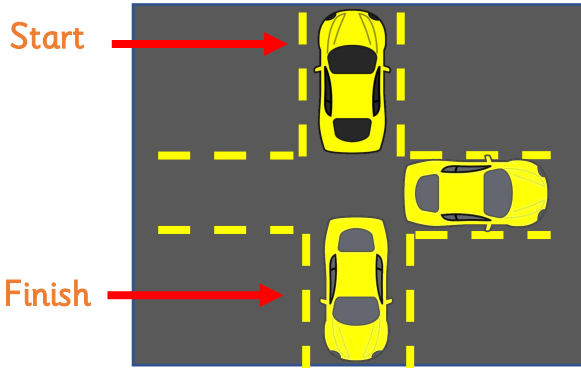


masterthecurriculum.co.uk



Three-quarter Turn

A type of turn.



masterthecurriculum.co.uk

Clockwise


When you turn in the same direction as a clock.



masterthecurriculum.co.uk

Anti-clockwise

When you turn in the opposite direction as a clock.



masterthecurriculum.co.uk

Patterns

A repeated design.



The shape is turning a half turn each time.

masterthecurriculum.co.uk

Position & Direction Year 2

Position

A place where something is.

The lamb is **above** the birds.

The flowers are **next to** the nest.



The trees are **behind** the bushes.


The rabbit is **on top of** the lamb.

masterthecurriculum.co.uk

Position & Direction Year 2

Direction

The path taken when a person or object moves.



Up

Down

Left


Right

masterthecurriculum.co.uk

Position & Direction Year 2

Up

A movement from a lower to higher place.




Up

masterthecurriculum.co.uk

Position & Direction Year 2

Down

A movement from a higher to lower place.



Down

masterthecurriculum.co.uk

Position & Direction Year 2

Forwards

A movement that is going towards an object.

The car is moving forwards towards the house.



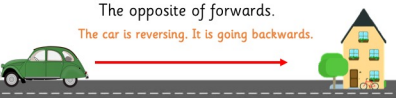
masterthecurriculum.co.uk

Position & Direction Year 2

Backwards

The opposite of forwards.

The car is reversing. It is going backwards.




masterthecurriculum.co.uk

Position & Direction Year 2

Left

A direction.



left


right

masterthecurriculum.co.uk

Position & Direction Year 2

Right

A direction.



left

right


masterthecurriculum.co.uk

Position & Direction Year 2

Turn

You can change direction by turning.

All of these objects spin which create turns.

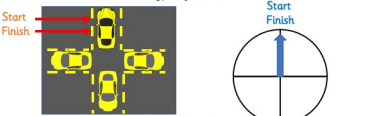


masterthecurriculum.co.uk

Position & Direction Year 2

Full Turn

A type of turn.



Start

Finish

Start

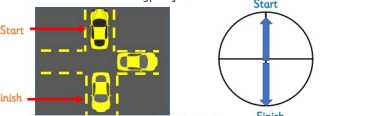
Finish

masterthecurriculum.co.uk

Position & Direction Year 2

Half Turn

A type of turn.



Start

Finish

Start


Finish

masterthecurriculum.co.uk

Position & Direction Year 2

Quarter Turn

A type of turn.



Start

Finish

Start


Finish

masterthecurriculum.co.uk

Position & Direction Year 2

Three-quarter Turn

A type of turn.



Start

Finish

Start


Finish

masterthecurriculum.co.uk

Position & Direction Year 2

Clockwise

When you turn in the same direction as a clock.




masterthecurriculum.co.uk

Position & Direction Year 2

Anti-clockwise

When you turn in the opposite direction as a clock.




masterthecurriculum.co.uk

Position & Direction Year 2

Patterns

A repeated design.



The shape is turning a half turn each time.

masterthecurriculum.co.uk

Year 2 – Position and Direction Vocabulary Assessment

masterthecurriculum.co.uk

Position		Direction		Up	
Down		Forwards		Backwards	
Up		Down		Left	
Right		Full Turn		Half Turn	
Quarter Turn		Three-Quarter Turn		Clockwise	
Anti-Clockwise		Patterns			

Year 2 – Position and Direction Vocabulary Assessment

masterthecurriculum.co.uk

Position		Direction		Up	
Down		Forwards		Backwards	
Up		Down		Left	
Right		Full Turn		Half Turn	
Quarter Turn		Three-Quarter Turn		Clockwise	
Anti-Clockwise		Patterns			

Year 2 – Position and Direction Vocabulary Assessment

masterthecurriculum.co.uk

Position		Direction		Up	
Down		Forwards		Backwards	
Up		Down		Left	
Right		Full Turn		Half Turn	
Quarter Turn		Three-Quarter Turn		Clockwise	
Anti-Clockwise		Patterns			

Year 2 – Position and Direction Vocabulary Assessment

masterthecurriculum.co.uk

Position		Direction		Up	
Down		Forwards		Backwards	
Up		Down		Left	
Right		Full Turn		Half Turn	
Quarter Turn		Three-Quarter Turn		Clockwise	
Anti-Clockwise		Patterns			